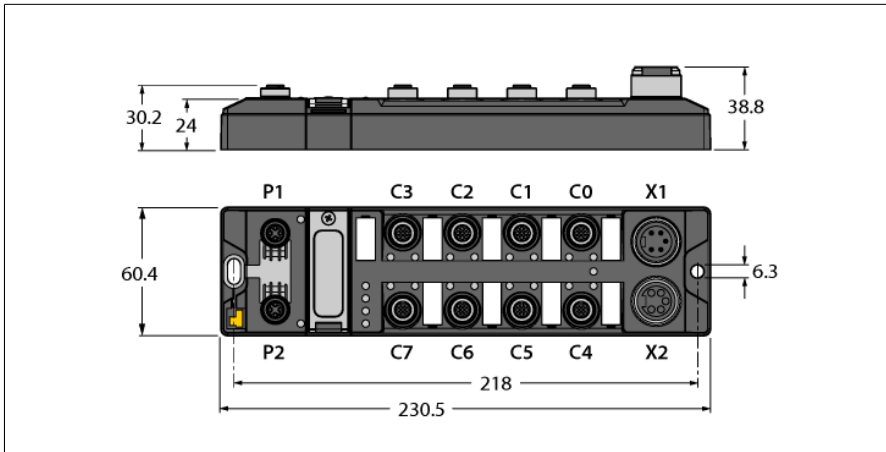


Compact RFID Module for OPC-UA

4 RFID Channels in Accordance with AutoID Companion Specification and 8 Universal Digital Channels, Configurable as PNP Inputs or 2-A Outputs

TBEN-L5-4RFID-8DXP-OPC-UA



Type	TBEN-L5-4RFID-8DXP-OPC-UA
ID	6814126

Supply	
Supply voltage	24 VDC
Admissible range	18...30 VDC
Voltage supply connection	5-pin male 7/8" connector X1
Operating current	V1: max. 200 mA V2: max. 50 mA
RFID supply V_{AUX1}	Slots C0...C3 from V1 Short-circuit proof, 2 A per channel at 70 °C, [UL: 1.74 A per channel at 55 °C]
Sensor/actuator supply	Slots C4-C7 powered by V2 Power supply Pin1 switchable for each slot Short-circuit proof, 2 A per slot at 70 °C [UL: 55 °C]
Electrical isolation	galvanic isolation of the voltage groups V1 and V2, voltages up to 500 VAC
Power dissipation, typical	≤ 6.5 W


system description	
Processor	ARM Cortex A8, 32 Bit, 800 MHz
Memory	256 MB Flash
RAM memory	512 MB DDR3
Add-on memory	1 x USB host port
Real time clock	yes

System data	
Transmission rate Ethernet	10/100 Mbps
Connection technology Ethernet	2 x M12, 4-pin, D-coded
Web server	Default: 192.168.1.100

- Integrated OPC UA server standardized in accordance with AutoID Companion Specification V. 1.01
- Calling of data via OPC UA clients
- Glass fiber reinforced housing
- Shock and vibration tested
- Fully potted module electronics
- Protection classes IP65, IP67, IP69K
- ATEX Zone 2/22
- Universal interface offers interoperability
- Supports security mechanisms and authentication
- Continuous reading of EPC, UID or USER data
- HF bus mode with up to 32 HF read/write heads per channel
- 4 channels with M12 connection for RFID
- 8 universal digital channels, configurable as PNP inputs or 2 A outputs


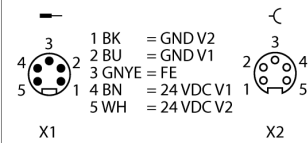
RFID	
Number of channels	4
Connectivity	M12
Power supply	2 A per channel at 70 °C [UL: 1.74 A per channel at 55 °C], short-circuit proof
Operation per channel	1 × HF or UHF read/write head, up to 32 bus-compatible HF read/write heads with ending /C53 (additional power supply may be needed)
Mixed operation of	HF and UHF read/write heads
Cable length	Max. 50 m
Digital inputs	
Number of channels	8
Connectivity inputs	M12, 5-pin
Input type	PNP
Type of input diagnostics	Channel diagnostics
Switching threshold	EN 61131-2 Typ 3, PNP
Low-level signal voltage	< 5 V
High level signal voltage	> 11 V
Low level signal current	< 1.5 mA
High level signal current	> 2 mA
Electrical isolation	Galvanically isolated to the fieldbus Voltage proof up 500 VDC
Digital outputs	
Number of channels	8
Connectivity outputs	M12, 5-pin
Output type	PNP
Type of output diagnostics	Channel diagnostics
Output voltage	24 VDC from potential group
Output current per channel	2.0 A, short-circuit proof, max. 4.0 A per port
Simultaneity factor	0.56
Load type	EN 60947-5-1: DC-13
Short-circuit protection	yes
Electrical isolation	Galvanically isolated to the fieldbus Voltage proof up 500 VDC
Standard/Directive conformity	
Vibration test	Acc. to EN 60068-2-6 Acceleration up to 20 g
Shock test	acc. to EN 60068-2-27
Drop and topple	acc. to EN 60068-2-31/IEC 60068-2-32
Electromagnetic compatibility	Acc. to EN 61131-2
Approvals and certificates	CE FCC statement, FM class I, zone 2, UV resistant acc. to DIN EN ISO 4892-2A (2013)
UL Certificate	cULus LISTED 21 W2, Encl.type 1 IND.CONT.EQ.
Note on ATEX/IECEx	The Quick Start Guide with information on use in Ex Zones 2 and 22 must be observed.

General Information	
Dimensions (W x L x H)	60.4 x 230.4 x 38.8 mm
Ambient temperature	-40...+70 °C
	UL: +55 °C
Storage temperature	-40...+85 °C
Altitude	Max. 5000 m
Protection class	IP65 IP67 IP69K
MTTF	75 years acc. to SN 29500 (Ed. 99) 20 °C
Housing material	PA6-GF30
Housing color	Black
Male connector material	Nickel-plated brass
Window material	Lexan
Material screw	303 stainless steel
Material label	Polycarbonate
Halogen-free	yes
Mounting	2 mounting holes Ø 6.3 mm



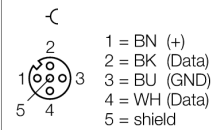
Note
 Power supply cable (example):
 RSM RKM 50-2M
 Ident. no. U2282-0

7/8" Power Supply

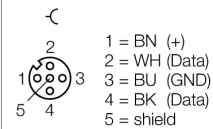


Note
 RFID cable (example):
 RK4.5T-2-RS4.5T/S2501
 Ident. no. U3-01243
 Connection of TB and TN read/write heads (example):
 TN-CK40-H1147
 Ident. no. 7030006

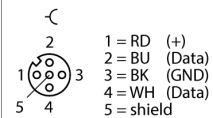
.../S2500 Connectors



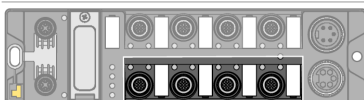
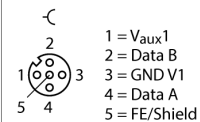
.../S2501 Connectors



.../S2503 Connectors




Wiring Diagram

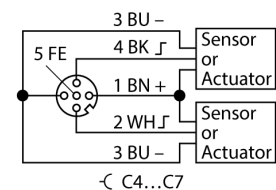


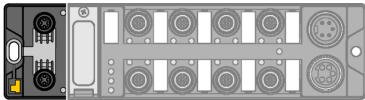
Note
 Actuator and sensor cable/PUR connection cable (example):
 RK4.4T-2-RS4.4T
 Ident. no. U2445
 Connection Y piece for single assignment
 YB2-FSM4.5-2FKM4.5
 Ident-No. U0875-78

M12 × 1 I/O port



C4...C7

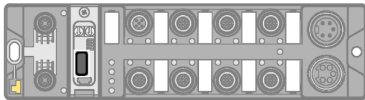
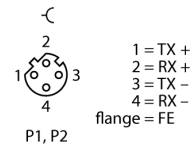




Note

Ethernet cable (example):
RSSD-RSSD-441-2M
Ident. no. U-02482

M12 × 1 Ethernet



USB Host Interface

For use with USB sticks

USB 2.0 A Jack

